



CALHOUN COUNTY

SCHOOL SYSTEM SNAPSHOT: 2021 EDITION*

P.O. Box 2084 | Anniston, AL 36202 | (256) 741-7401

Superintendent Donald Turner

Board Members Mike Almaroad, Tobi Burt, Deborah S. Hess, Jeff Winn, Lisa Amerson, Julie Hood, Michael Webb

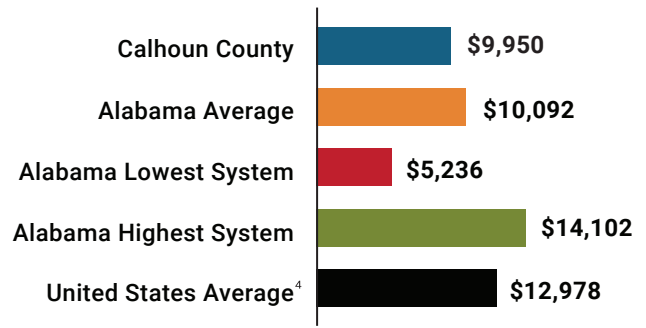
\$5,899,131
Cost of One Month's Operation/General Fund

3.89
Number of Months Reserve Balance

By the Numbers

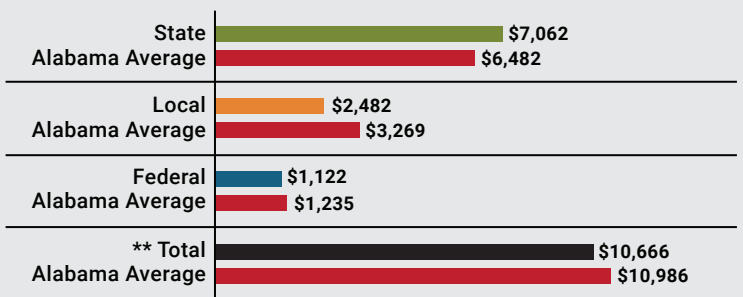
- Schools**¹ 18
- Students/ADM**² 8,295
- Free & Reduced Lunch** 59%
- Community Eligibility Program** 41%
- Number of Route Buses**³ 114
 - Buses 10 yrs. old or less 64%
 - Students Bused 5,001
- Full-Time Employees** 1,179
 - Teachers 508
 - Principals/Assistant Principals 33
 - Counselors 23
 - Librarians 17
 - Other Certified Employees 36
 - Support Personnel 562

Total Per-Pupil Expenditures (PPE)



Per-Pupil Revenue Sources

Calhoun County Revenue Sources



47 STATE RANK

70 LOCAL RANK

92 FEDERAL RANK

OVERALL SYSTEM RANK 84

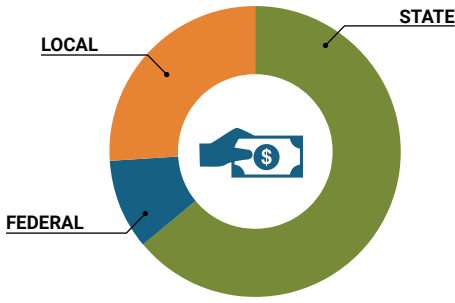
** Total Revenue Among 137 School Systems

¹ Schools with enrollment, including Alternative and Career Technical Education
² Average Daily Membership
³ Data collected in FY19 and used for FY21 funding
⁴ 2019-2020 NEA Rankings of the States

* THIS REPORT INCLUDES FISCAL YEAR 2019 DATA

School System Revenue

How was your school system funded?¹



\$58,579,093	STATE	64%
\$9,304,780	FEDERAL	10%
\$24,163,694	LOCAL	26%
— \$4,010,070	Local 10-Mill Match	
\$20,153,624	AVAILABLE LOCAL REVENUE	

VALUE OF 1-MILL For Your School System

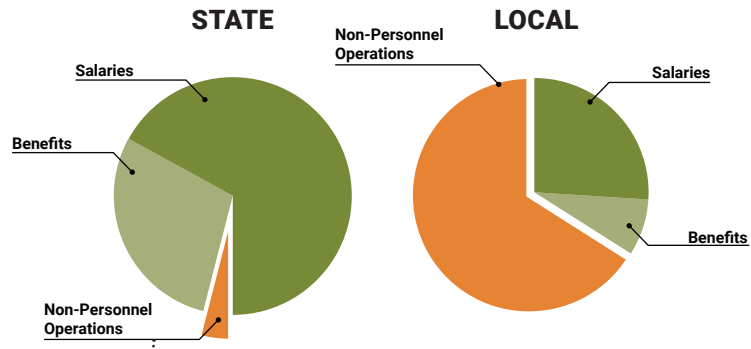


School System Spending

How did your school system spend state & local dollars?¹

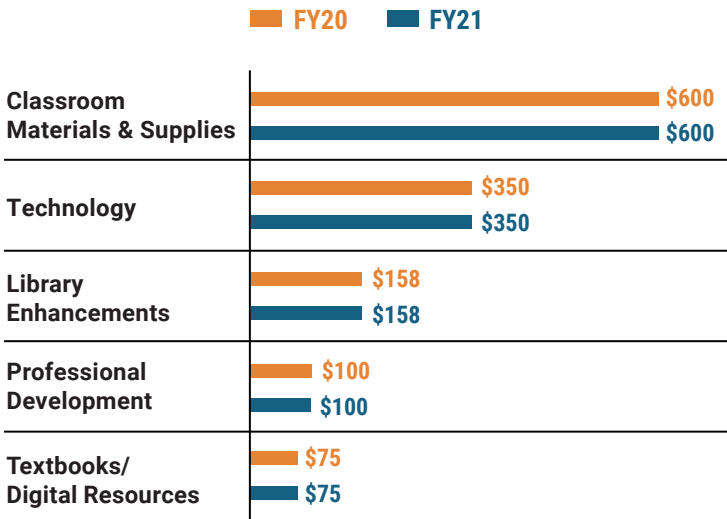
	STATE SPENDING ^{2,3}	LOCAL SPENDING ²
Salaries	\$38,510,409	\$3,941,828
Benefits	\$16,680,422	\$1,161,847
Non-Personnel Operations	\$1,956,077	\$10,242,636
TOTAL	\$57,146,908	\$15,346,311

¹ Revenues and expenditures may contain nominal variances
² Does not include debt service or capital outlay
³ Includes 10-mill match
⁴ Such as utilities, operations & maintenance, etc.

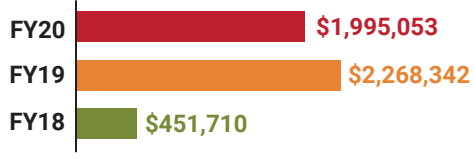


Only 3% of state funding is available for non-personnel expenditures⁴

Instructional Support



Educational Advancement & Technology Fund⁵



⁵ These one-time supplemental funds may be used for repairs and deferred maintenance, classroom instructional supplies, insurance for facilities, transportation, technology and school safety measures.

System Debt

TOTAL DEBT⁶	DEBT PER STUDENT
\$49,958,000	\$6,124

⁶ The debt totals in system audit reports may differ due to audit adjustments.